

Parental controls guide

Snapchat guide

Parental Controls information

Type of guide

Social media privacy guides

Features and Benefits

Snapchat features a number of functions to help your child manage who can see their content and how they interact with others. They can also use the reporting function to flag content that breaks community guidelines and upsets them.

What specific content can I restrict?



Chatting



Inappropriate content



Location sharing



Privacy and identity theft



Sharing Data



Sharing location



Social networking


What do I need?

A Snapchat account (username and password)

Snapchat guide



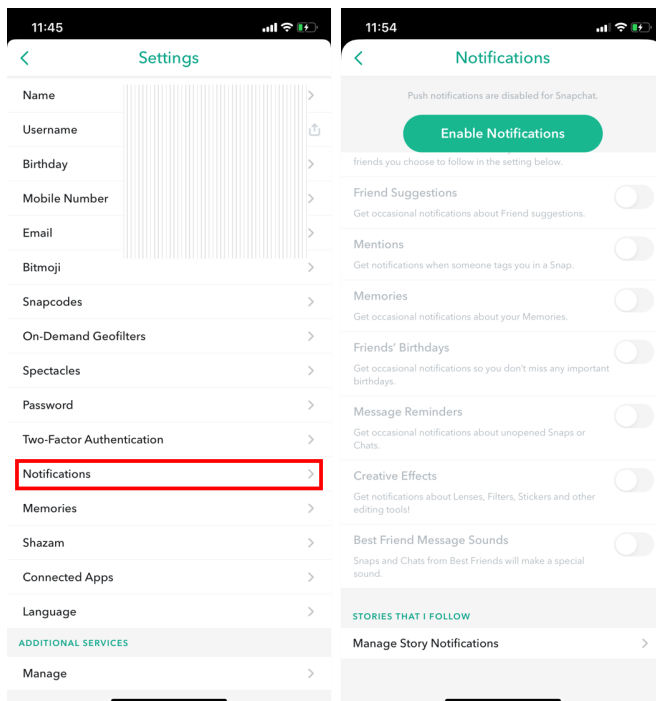
Notifications You can choose to enable or disable receiving notifications such as Stories from friends, Mentions, Reminders. Open Snapchat, tap the circle or your icon in the top-left hand corner of the screen. Next, tap the Settings icon located in the top-right hand corner.



Snapchat guide




Tap 'Notifications' then 'Enable Notifications' (if already disabled) and then swipe on the toggle for whichever feature you want to enable or disable. Disabling notifications may be good for your teen so they don't get too overwhelmed with lots receiving lots of notifications.



Snapchat guide



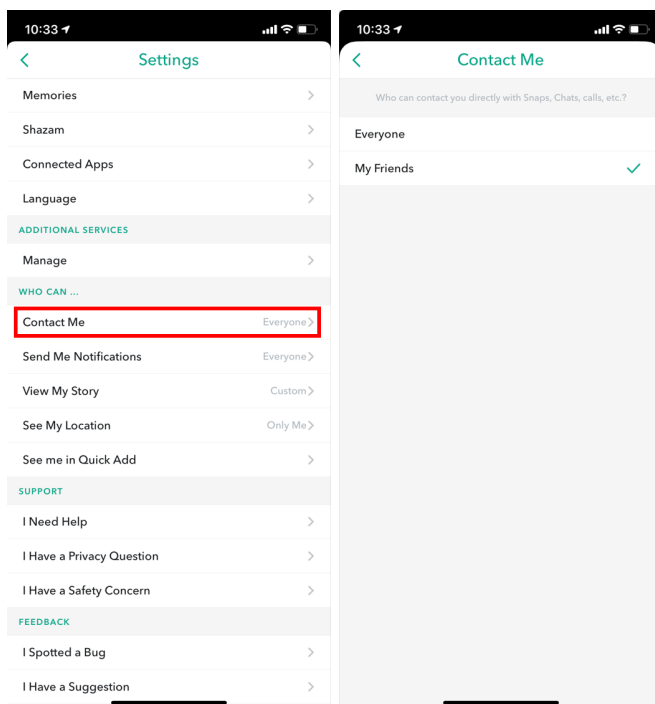
Choose who can contact you Open Snapchat, tap the circle or your icon in the top left-hand corner of the screen. Next, tap the Settings icon located in the top-right hand corner.



Snapchat guide



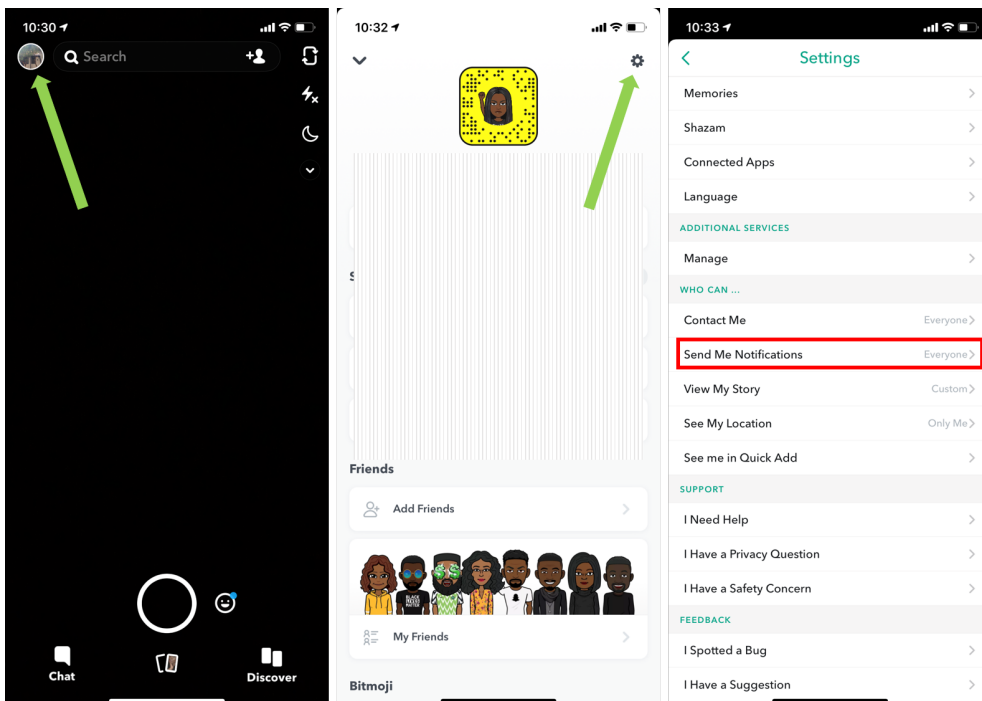
Scroll down to 'Who Can', then tap Contact Me, then choose either 'Everyone' or 'My Friends' option. When choosing this option you are allowing users to contact you directly via Snaps, Chats, calls, etc.



Snapchat guide




Choose who can send you notifications Open Snapchat, tap the circle or your icon in the top left-hand corner of the screen. Next, tap the Settings icon located in the top-right hand corner. Next, tap 'Send Me Notifications' then choose whichever option you prefer.



Snapchat guide



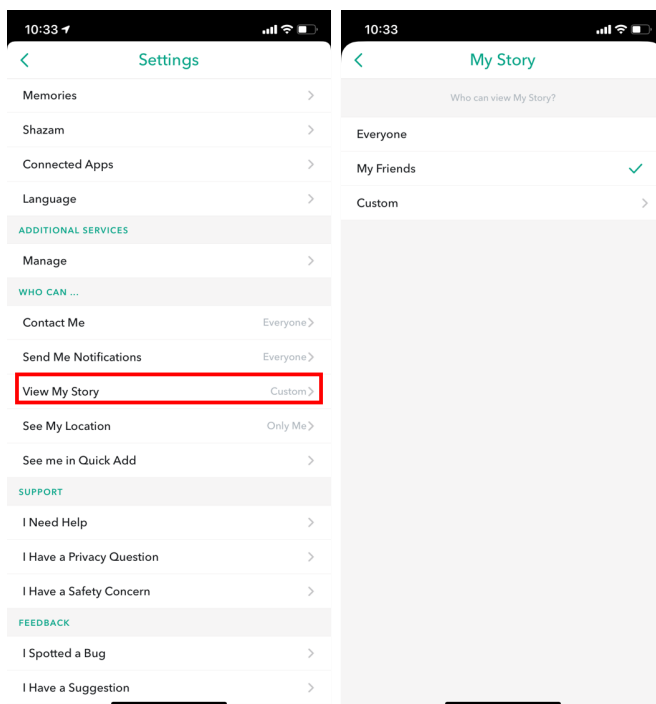
Choose who can view your story Open Snapchat, tap the circle or your icon in the top left-hand corner of the screen. Next, tap the Settings icon located in the top-right hand corner.



Snapchat guide



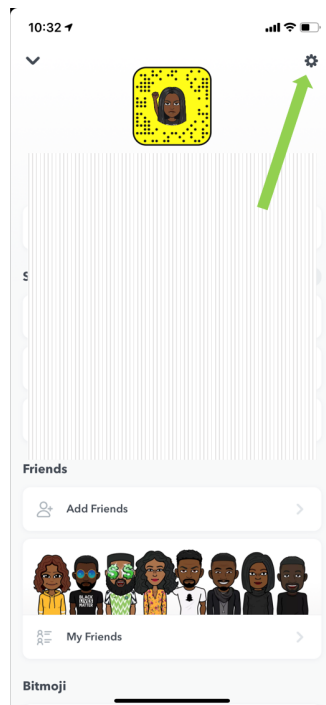

Next, tap 'View My Story' then choose whichever option you prefer.



Snapchat guide



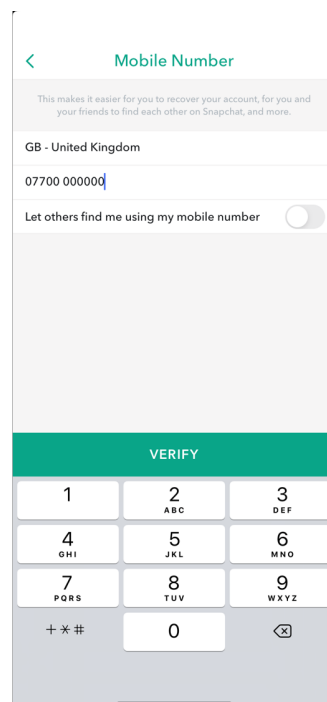
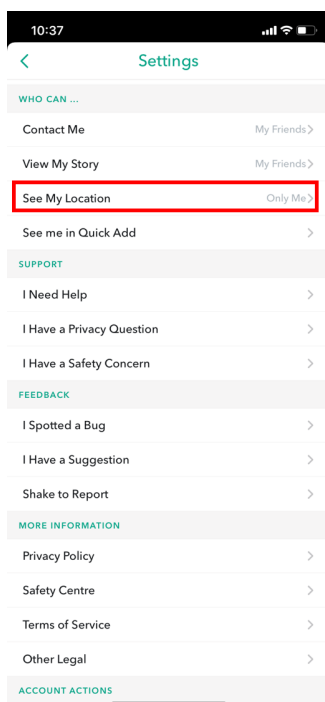
Location sharing It's recommended your teen doesn't share their location. To disable location sharing: Open Snapchat, tap the circle or your icon in the top left-hand corner of the screen. Next, tap the Settings icon located in the top-right hand corner.



Snapchat guide



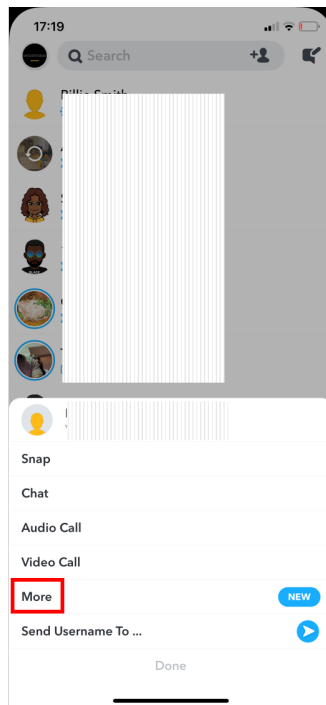

'Ghost Mode' – when this is enabled, your friends can't see your location. Tap the toggle feature until it turns blue. If disabled (grey), you can choose from three other options – 'My Friends', 'My Friends, Except' and 'Only These Friends'. Location Requests We also recommend to disable the 'Allow friends to request my location'. Your location updates when you have Snapchat open.



Snapchat guide



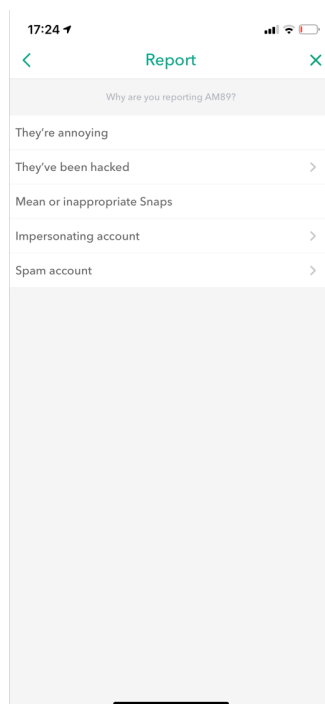
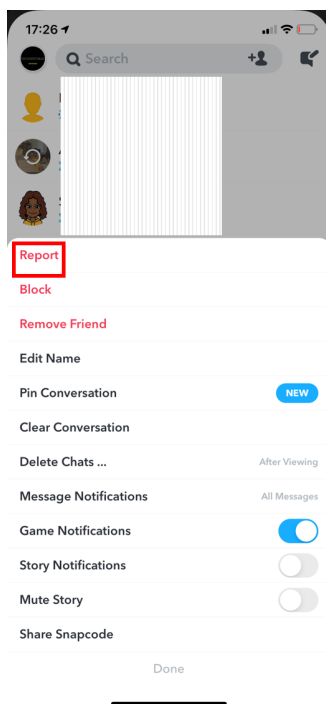
How to report someone Open Snapchat, tap 'Chat' in the bottom left-hand corner. Choose who you want to report by tapping and holding down on their name. Tap 'More'.



Snapchat guide



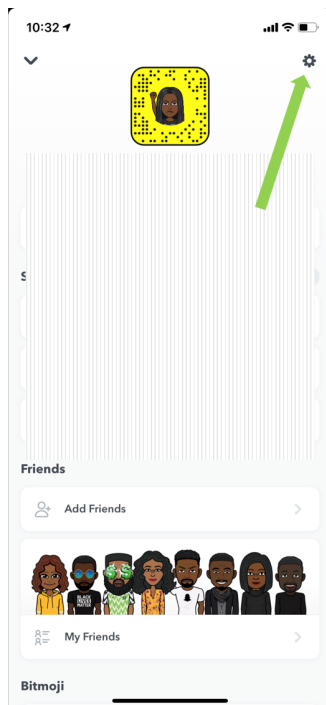

Next, tap 'Report', then select the reason you want to report them and follow the prompts.



Snapchat guide



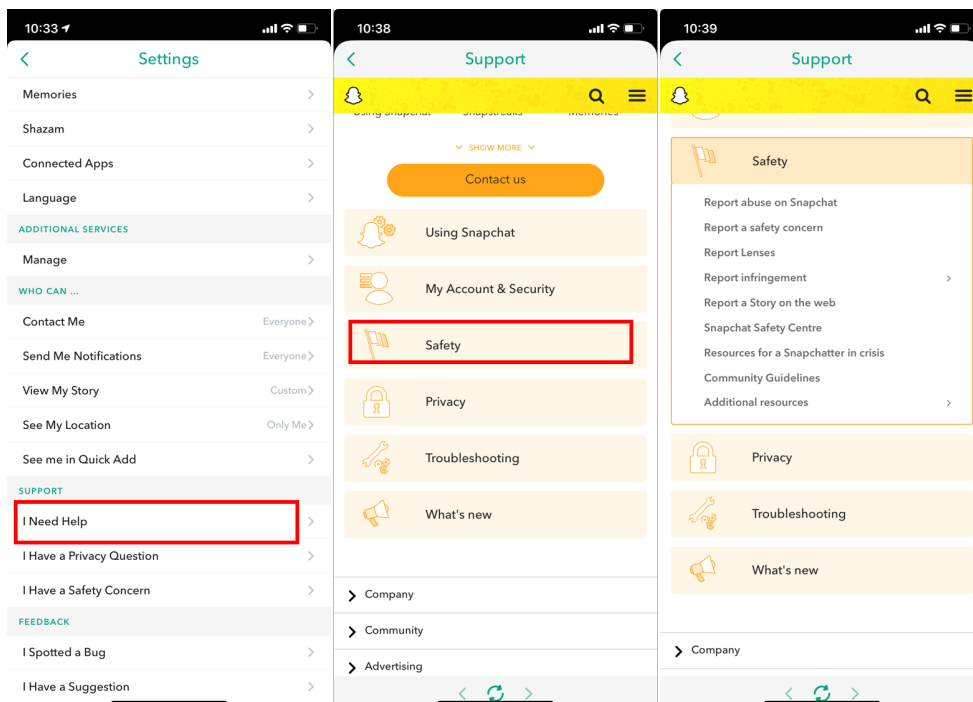
How to report something else You report a Story, abuse, Lenses, a safety concern or an infringement. Open Snapchat, tap the circle or your icon in the top left-hand corner. Next, tap the Settings icon located in the top-right hand corner.



Snapchat guide



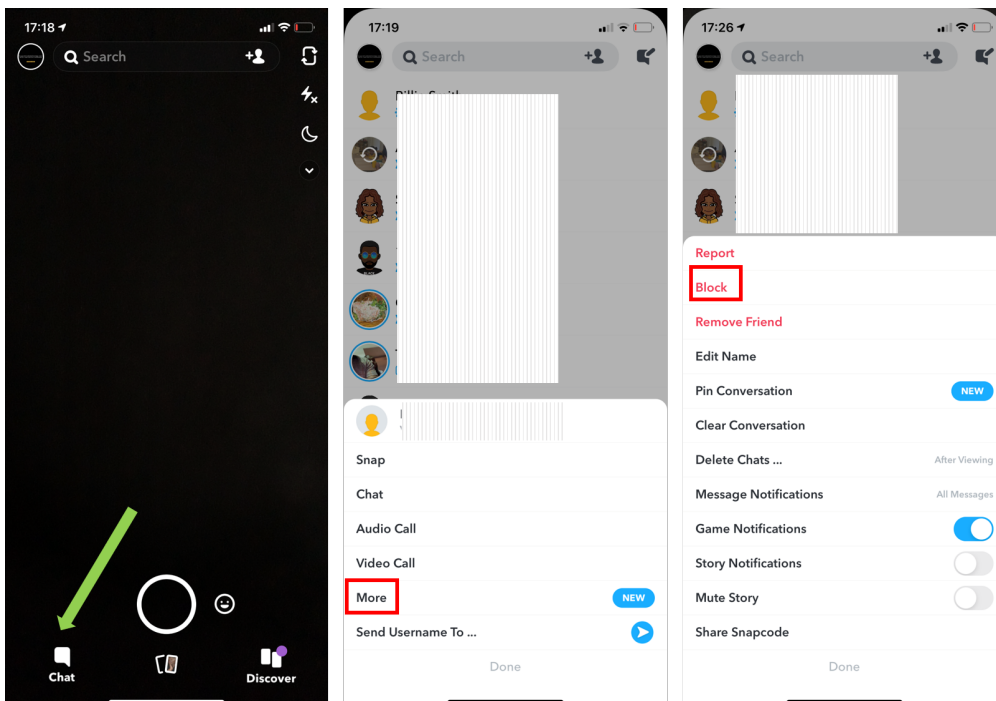
Scroll down and Support tap 'I Need Help', tap 'Safety' then choose what you want to report. Follow the instructions shown on your screen.



Snapchat guide



How to block someone There are two ways to block someone: 1- block from your chat history or 2 - block someone from your friends list. To block someone from your chat history: Open Snapchat, tap 'Chat' in the bottom left-hand corner. Choose who you want to block by tapping and holding down on their name. Tap 'More', Next, tap 'Block', confirm you want to Block by tapping 'Block' again.




Snapchat guide

Step by step guide

15

To block someone from your friends list. (the longer way): Tap your icon in the top-left hand corner, then tap 'My friends'. Then, tap and hold their name until the 'Block' option pops up. Tap 'Block'.

1



2

